

Real or Fake

Identify the AI



Question

Which age group can identify the AI images most accurately?

HYPOTHESIS

I think today's pre-teens and teenagers will know which image is AI because they grew up with social media and more AI than if you were born before social media and AI was common.

Materials

- 10 AI images and real images from two reliable online sources: www.midjourney.com/ https://ai-pics.com/
- Randomizer.org/flip-coin/ https://ai-pics.com/
- Google Forms to make my AI vs real image quiz
- Answer key
- Graphs and data from Google Forms
- Google Slides
- Google Sheets
- Chromebook, notebook and pencil

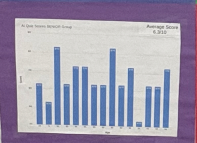



Procedure

I created an AI quiz using two online sources to obtain 10 AI images, and 10 real images. I gathered volunteers via text, e-mail, through school and home. Volunteers provided age and surveyed 82 volunteers. Volunteers were asked to identify which AI image was AI. My control was gender anonymously. Volunteers were asked to identify which AI image was AI. My independent variable is the volunteers age, and I used to test people, and my quiz. My independent variable is the volunteers age, and the dependent variable is the different age groups, and their ability to identify the AI image. I collected data by using Google Forms, to determine what age group was able to identify the 10 images most accurately. I used to 82 participants, because two volunteers did not specify age. I used google sheets to make a spreadsheet showing volunteer's scores and their ages. I made columns and rows, organizing the data I entered. I broke the graph down to 10 ranges and their groups, showing a teen group, adult group, and a senior group. I used the average function to determine the average score for each age group. I included a graph showing all volunteers and their average score, along with which images were most difficult to identify for all.



Results

I collected all my data, using a spreadsheet and graphs to find the averages for each age group. The teen group consisted of 32 volunteers, ages 13-18, with an average score of 6.1 out of 10. The adult group consisted of 32 volunteers, ages 20-40, with an average score of 6.7 out of 10. The senior group had sixteen volunteers, ages 41-plus, with an average score of 6.3 out of 10. The overall average score for all ages and participants was 6.59 out of 10. The AI images of the ocean, Northern Borealis, and the space shuttle were most difficult to identify.

Conclusion

I found out that my hypothesis was wrong and the highest average number I thought. It was through the teen and adult ages, as I hypothesized, and the senior group, the oldest group, had the lowest average score. I found out that the images of the ocean, Northern Borealis, and the space shuttle were most difficult to identify for all ages. I found out that the images of the sunflowers, the Mt. Rushmore, and the Eiffel Tower were most easy